



FIBERGLASS COLLECTION: bi-folding doors

A North American, award-winning design in partnership with Eclipse Architectural Systems



FACTORYDIRECT
Portes et fenêtres Windows and Doors

THERMOLUXE
DOOR SYSTEMS

Eclipse Architectural®

FIBERGLASS



bi-folding door systems

Fiberglass, with its incredible strength and lightweight construction, makes it a highly versatile material. Designed and engineered for you in Canada, our range of fiberglass bi-folding door systems offer a contemporary look and provide a maintenance free solution due to exceptional weather-resistance properties - thermal insulation technology.



With over 20 years of professional experience at Thermoluxe Door Systems, we are inspired to offer you the most advanced fiberglass bi-folding door systems on the market.

Our bi-folding doors are designed to bring out the natural light in your house that radiates heat waves away from the surface. They feature a low profile, high-quality glass designs, and a wide selection of customizable designs for you to embrace. The ingenuity of the bi-folding structure allows for bold architectural decisions and creates an illusion of a larger space, incorporating the outside scenery into the comfort of your home.

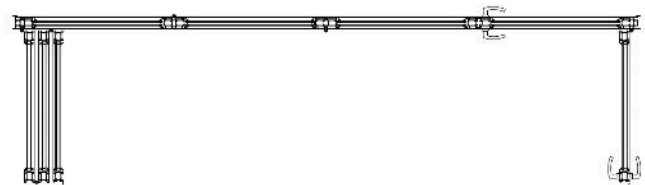
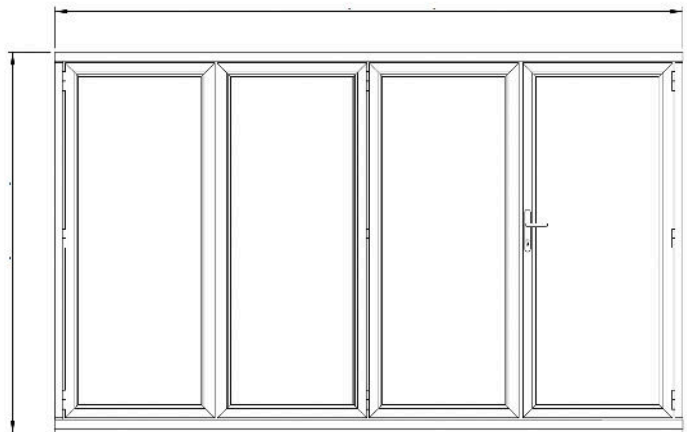
We ensure that your home will stay secure, stylish, and extraordinary with superior craftsmanship and extreme class materials.

Each system is equipped with unique running carriages that mount to the door frame to ensure the smoothest operation and outstanding aesthetics.

KEY FEATURES:

- **Narrow sight lines:**
maximizing light and enhancing your viewing exposure.
- **Slim front to back profile:**
3-1/4" on each side minimizes stacking area.
- **Uninterrupted glass glazing on the exterior for tight compression seals:**
the most tight bi-folding door systems.
- **Severe weather rating:**
with weathered tracks and unbeatable water and air tightness.
- **Extremely versatile:**
up to 9' in width and 12' in height, outswing with reversible directions.
- **Multipoint locking system:**
unique internal panel's pocket design holds first door in place.
- **Flush bolt clips:**
4" or 8" flush bolt applicators secure the system when the doors are fully closed.

With minimal sightlines, more than 400 different colours, and double or triple glazing - this range will meet the demands of your project.



HARDWARE BY ECLIPSE ARCHITECTURAL SYSTEMS (E3)

Highly efficient bi-folding door system hardware in North America

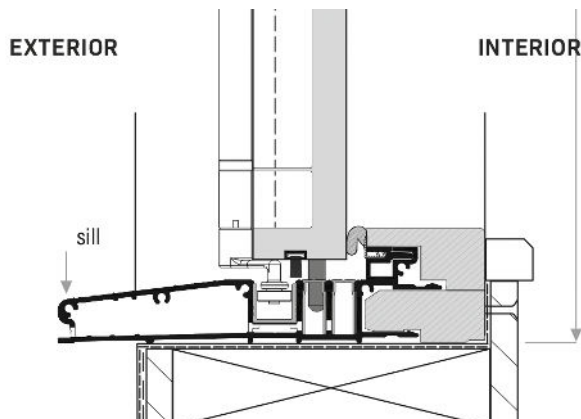
For our most popular fiberglass bi-folding doors, the E3 hardware options have been designed and developed to shape the future of the bi-folding systems market.

Not only they provide a compact profile depth, but in addition to the slim design, they are packed full of unique features and offer a wide selection of configurations.

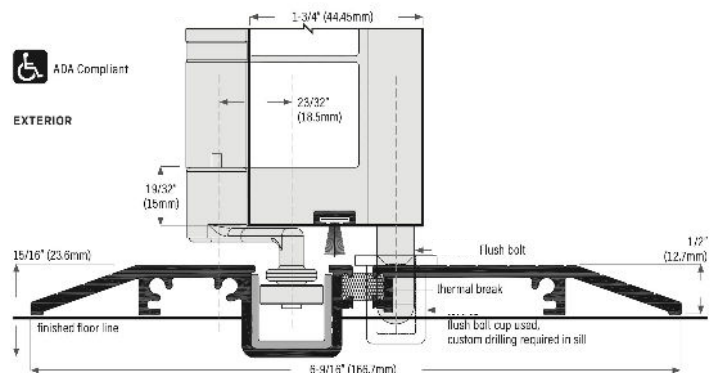
Flexibility in design - the system can be folded to the left or right (or reversible) and open from the inside or outside (subject to the specific configuration permission). All panels may be folded at once or split with a number of folding panels to each side. Additionally, the system can be utilized as a single door. Regardless of the selected configuration, an included movable corner post creates an eye-catching complete opening.

Eclipse E3 Track Options for 1-3/4" Thick Panels:

OUTSWING 6-9/16":

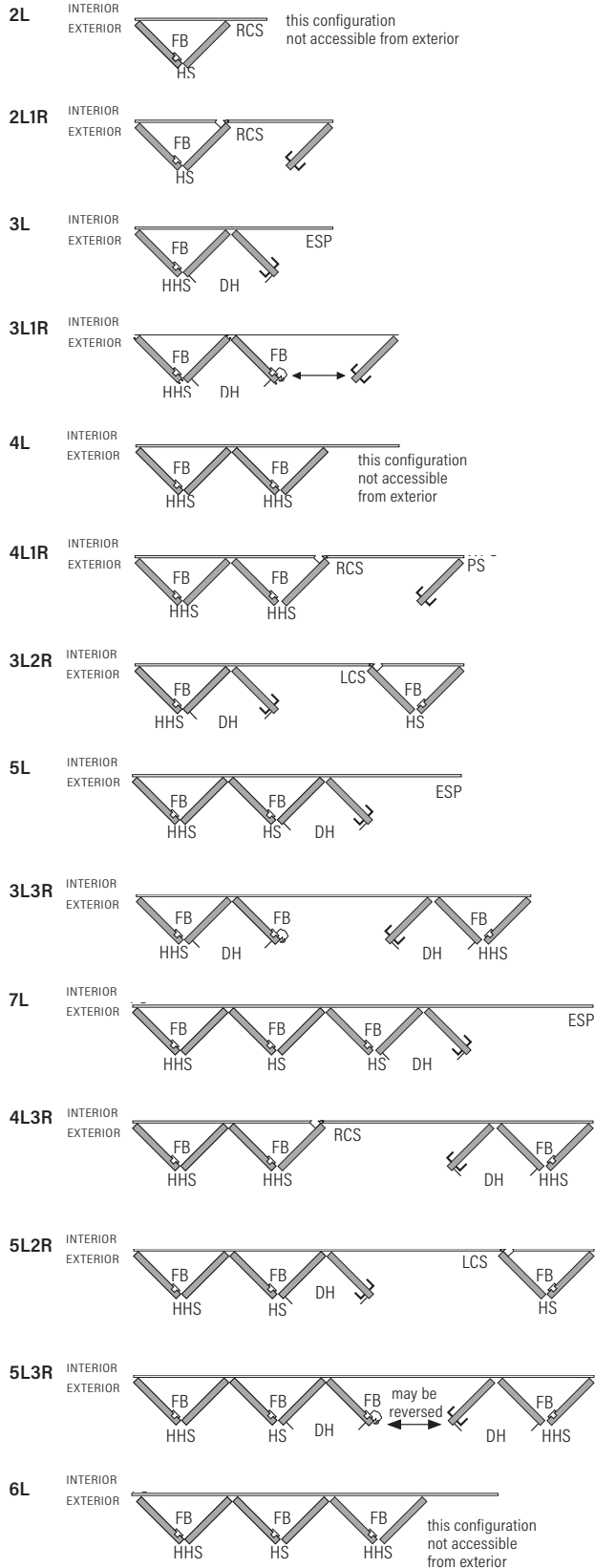


LOWRISE OUTSWING 6-9/16" (ADA COMPLIANT):

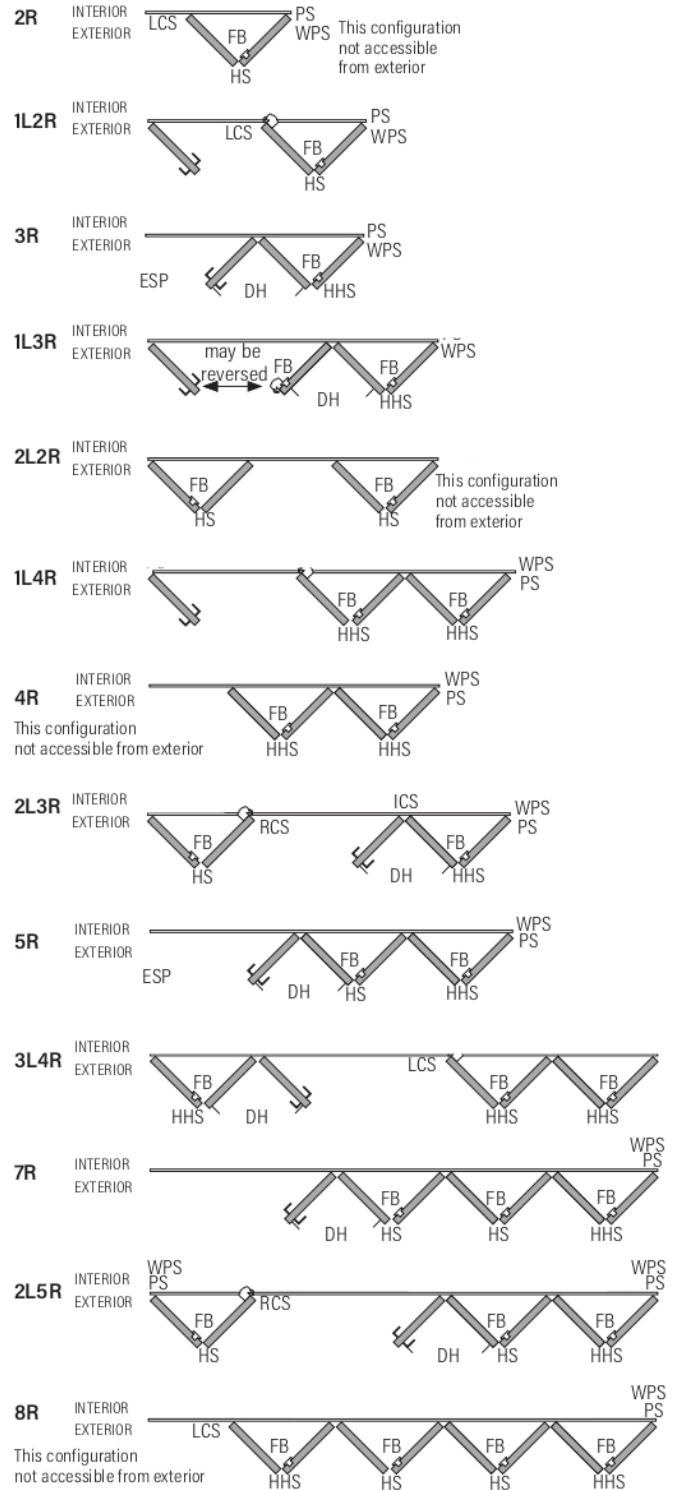


AVAILABLE HARDWARE CONFIGURATIONS :

FROM LEFT TO RIGHT:



FROM RIGHT TO LEFT:



**FIBERGLASS RAIL N' STILE
BI-FOLDING DOOR**



DISCOVER THE POSSIBILITIES WITH US

**FIBERGLASS FLUSH GLAZED
BI-FOLDING DOOR**





FIBERGLASS BI-FOLDING DOORS

System Options

RAIL N' STILE

The slimmest design ever - available in custom panel sizes

14-18 weeks of manufacturing lead time

- Developed by utilizing award-winning experiences
- Provides more flexibility - particularly to those with space limitations
- Smooth and sleek finish
- Custom glass unit sizes
- Locking mechanism and door hardware options
- Easy operation




FLUSH GLAZED

A more affordable universal perspective

10-14 weeks of manufacturing lead time

- Manufactured using pre-determined panel and glass sizes
- Available in fiberglass smooth and woodgrain finishes
- Adds on a staining option for a more traditional look
- Variety of lock plate sizes, handles and finishes
- Same unique features



** Both system options highlight unique ADA low-rise thresholds (sills) that offer excellent support and mobility for wheelchair accessibility purposes due to their low and unobtrusive structure.*

A unique range of custom made features, options and finishes

There are over 400 colours available for selection and even a dual-coating is achievable (different colour coats on the inside and outside), with over 20 staining options for wood grain finish enhancements. The dual coating is a perfect solution for matching the interior and exterior decor for an uninterrupted look.



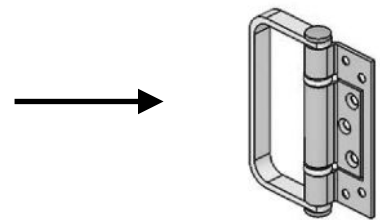
Exterior locking hardware features multiple colour options, including the popular stainless steel choice - Satin Nickel (US15). However, the door hardware (hinges and sill) package is conveniently ready in PVD Bronze and PVD Clear Anodized finish colours.



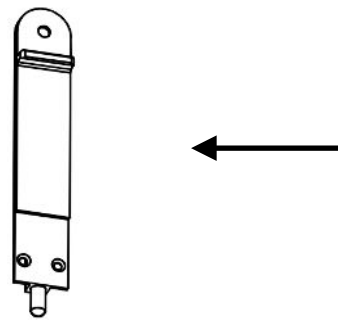
EMTEK and FERCO plates and handles:




Flat and offset pull hinges:



Locking system: Flush bolts (stacking clip)



Weathered tracks:



**ACCESSIBLE COLOUR CHART - GENTEK
(CUSTOM COLOUR MATCH IS AVAILABLE)**



*** This chart is only a reference guide.**



#11 - Sandalwood L/G

#265 - Antique Brown

#298 - White 298

#403 - Clay 403

#411 - Sandalwood 411



#492 - Cream L/G

#501 - Lambeth Beige

#507 - Tan

#508 - Sandalwood

#509 - Midnight Surf



#513 - Moonlit Moss

#514 - Cashmere

#516 - Amber

#517 - Sage

#522 - Ivy Green



#533 - Antique Ivory

#534 - Pearl

#538 - Wicker

#540 - Sandstone

#541 - Khaki XL



#543 - Harvest Wheat

#545 - Dutch Green XL

#547 - Sable

#551 - Country Red XL

#555 - River Rock XL



#556 - Forest Green

#557 - Dark Drift

#562 - Commercial Brown

#567 - Burgundy

#568 - Nutmeg



#569 - Saddle
Brown

#570 - Storm

#571 -
Brownstone

#572 - Acadia XL

#573 -
Yellowstone




#575 - Alu Copper

#576 - Mist Grey
XL

#577 - Sierra XL

#583 - Scotia Blue
XL

#586 - Forest XL



#587 - Sand XL

#591 - Autumn
Gold XL

#593 - Walnut XL

#598 - Green 598

#5P2 - Rockwell
Blue



#5P3 - Espresso

#5P5 - Graphite

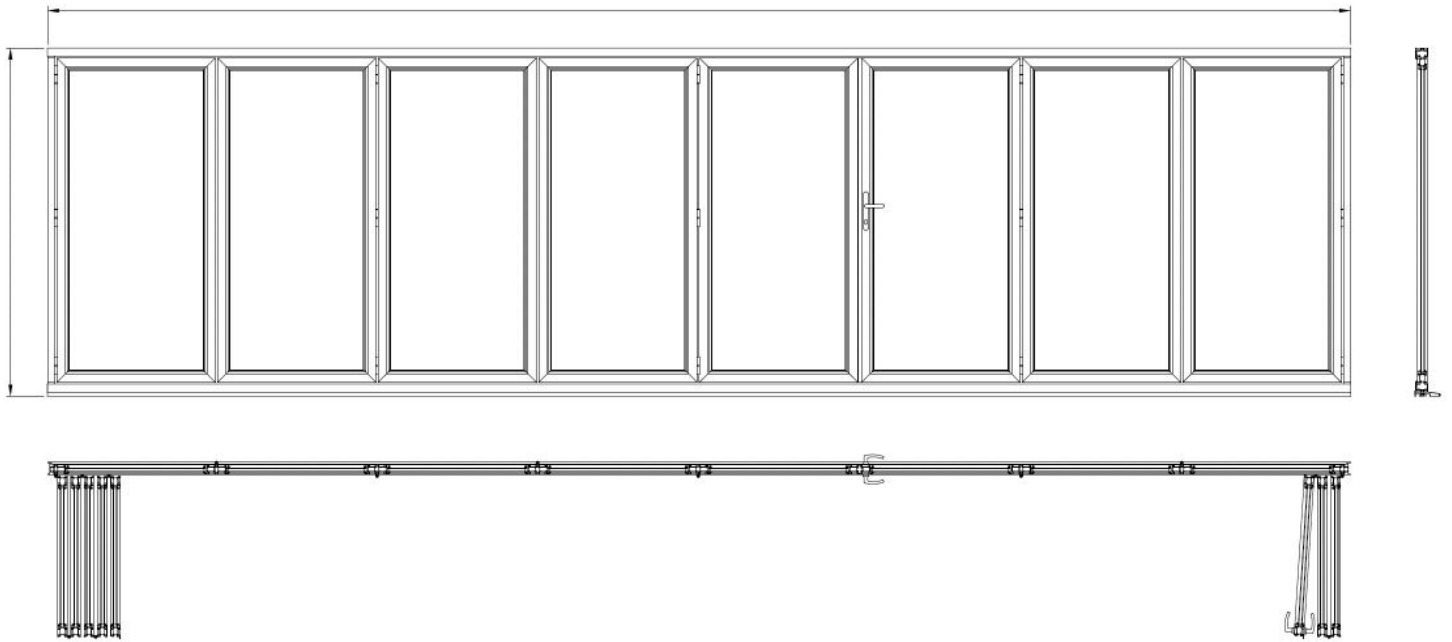
#5P8 - Monterey
Sand

#5P9 - Coastal
Blue

#P31 - Midnight
Blue XL



#P32 - Cream XL



Exclusive for Authorized Distributors

Thermoluxe Door Systems:

501 Oakdale Road, North York,
Ontario, M3N 1W7 Canada

+1 (416) 736-7276

Issued For Authorized Distribution to:

Factory Direct Montréal

1190 rue Bégin Saint Laurent,
Québec, H4R 1X1

+1 (514) 387-0001