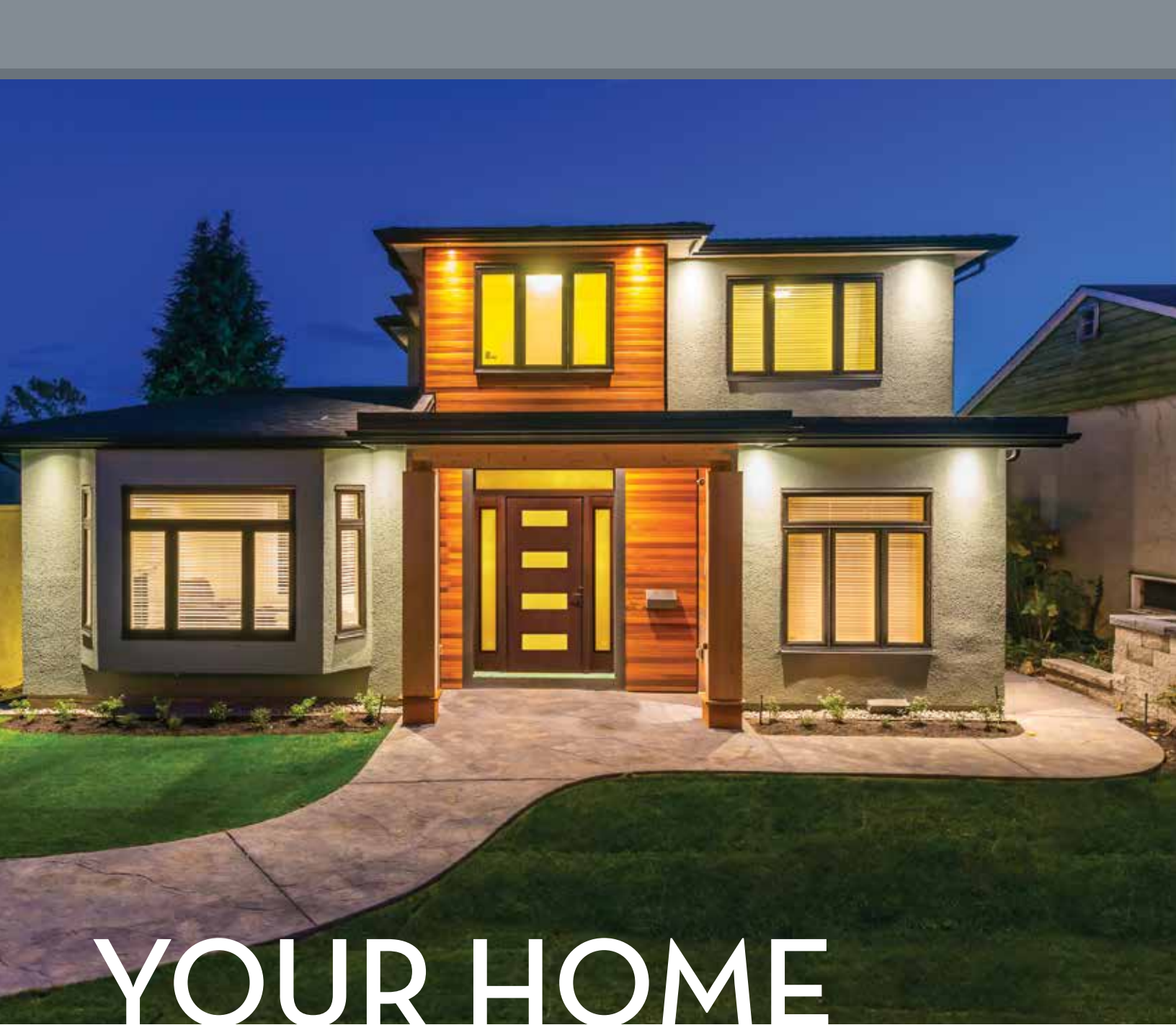




# DOORLITE COLLECTION

[www.trimlite.com](http://www.trimlite.com)



# YOUR HOME

Homes come in every shape, size and design. So, whether your home is old or new, big or small, Contemporary or Colonial, finding a glass style that compliments what you have is important.

Our designers understand this. They have created designs that are simple to intricate, clear to obscure. This is where solid metals, textured and beveled glass come together to create true works of art. Everyone is different and so are our designs.

Let Trimlite help you create a front entrance that will be the focal point of your home and a true reflection of your taste and style. So now, it's your time to choose.



# TABLE OF CONTENTS

<b>Privacy Guide</b>		<b>4-5</b>	<b>Lexington</b>	Patina	<b>34-35</b>
<b>Specifications</b>		<b>6-7</b>	<b>Royston</b>	Patina	<b>36</b>
<b>Design Guide</b>		<b>8-11</b>	<b>Auburn</b>	Patina	<b>37</b>
<b>NEW Eastmont</b>	Patina	<b>12-13</b>	<b>Perimeter</b>	Sandblast	<b>38-39</b>
<b>NEW Manhattan</b>	Patina	<b>14</b>	<b>Pinehurst</b>	Forged Iron	<b>40</b>
<b>Granville</b>	Patina	<b>15</b>	<b>Verona</b>	Forged Iron	<b>41</b>
<b>Sullivan</b>	Sandblast	<b>16</b>	<b>Riverton</b>	V-Groove	<b>42</b>
<b>Waterton</b>	Patina	<b>17</b>	<b>Star</b>	Brass and Zinc	<b>43</b>
<b>Modena</b>	Patina and Zinc	<b>18-19</b>	<b>Retro Series</b>		<b>44-45</b>
<b>Hollister</b>	Patina	<b>20-21</b>	<b>Solution Series</b>		<b>46-49</b>
<b>Canterbury</b>	Patina	<b>22-23</b>	<b>Internal Blinds</b>	Raise, Lower and Tilt	<b>50-51</b>
<b>Adelaide</b>	Patina	<b>24-25</b>	<b>Venting</b>		<b>52-55</b>
<b>Artisan</b>	Patina	<b>26-27</b>	<b>Clear One Lites</b>		<b>56</b>
<b>Harlow</b>	Patina	<b>30-31</b>	<b>Internal Grids</b>		<b>57</b>
<b>Niagara</b>	Brass, Patina and Zinc	<b>32</b>	<b>Mix and Match</b>		<b>58</b>
<b>Everton</b>	Patina and Zinc	<b>33</b>			

# PRIVACY GUIDE

Trimlite offers an extensive line of designs to choose from and the degree of openness or obscurity varies considerably. To help your decision making process we have photographed each design under controlled circumstances so that you can see the difference. With each picture, we have included a number which represents the 'Privacy Level' for that particular design. This number will be referenced on the individual product page as well. Note: this 'guide' is subjective. It should only be used when comparing Trimlite designs.

B : BRASS    FI : FORGED IRON    P : PATINA    Z : ZINC



Clear glass

0



Adelaide P24 | P

8



Artisan P26 | P

7



Auburn P37 | P

7



Canterbury P22 | P

8



Eastmont P12 | P

8



Everton P38 | P.Z

7




Granville P15 | P

7



Harlow P30 | P

8



Hollister P20 | P

7



Lexington P34 | P

5



Manhattan P14 | P

8





Modena P18 | P.Z. 7



Niagara P32 | B.P.Z. 7



Perimeter P38 8



Pinehurst P40 | FI 9



Riverton P42 8



Royston P36 | P 8



Star P43 | B.Z. 4



Sullivan P16 8



Verona P41 | FI 9



Waterton P17 | P 5

Please Note: Due to ongoing product development Trimlite reserves the right to make changes in design, materials and specifications without notice. Please contact your dealer for more information.

Doorlites featured in either smooth (white), woodgrain (stained), or fir (stained) fiberglass doors. Some exceptions apply. Door slabs supplied by Plastpro, inc., a leading manufacturer of fiberglass door products. Contact your dealer for a complete list of Plastpro products available in your area.



# SPECIFICATIONS

## CONSTRUCTION

- Handcrafted, our decorative glass panels stay true to their stained glass roots.
- Our selection of premium art glass and bevels, which makes our designs come to life, are hand cut and fitted. Careful consideration is given to choosing textures, complementing elements are crucial to a design's given appeal.
- Using solid metals, where all of the joints are soldered by hand, ensures the panels will be strong enough to withstand daily use.
- Once assembled, the panel undergoes a thorough cleaning and inspection process. This attention to detail is our assurance of quality to you.

## GLASS VARIATION

Decorative pattern glass is handmade. Through this process, slight imperfections or discolourations are inherent characteristics of all handcrafted glass. Bubbles or seeds, slight surface flaws and subtle variations in textures vary depending on the pattern. Some glass patterns, like Swirl and Drawn, are more likely to have these inclusions. They are not considered defects.



Swirl Glass Detail



Drawn Glass Detail

## CAMING OPTIONS

Hand soldered metals in 3 finishes. See individual product pages for availability.



### Brass Caming

Subtle gloss finish that defines luxury and style.



### Patina Caming

Black satin finish offers a rustic or antique look to your home.



### Zinc Caming

Brushed chrome appearance brings a contemporary look to your entrance.

# INSULATING SYSTEM

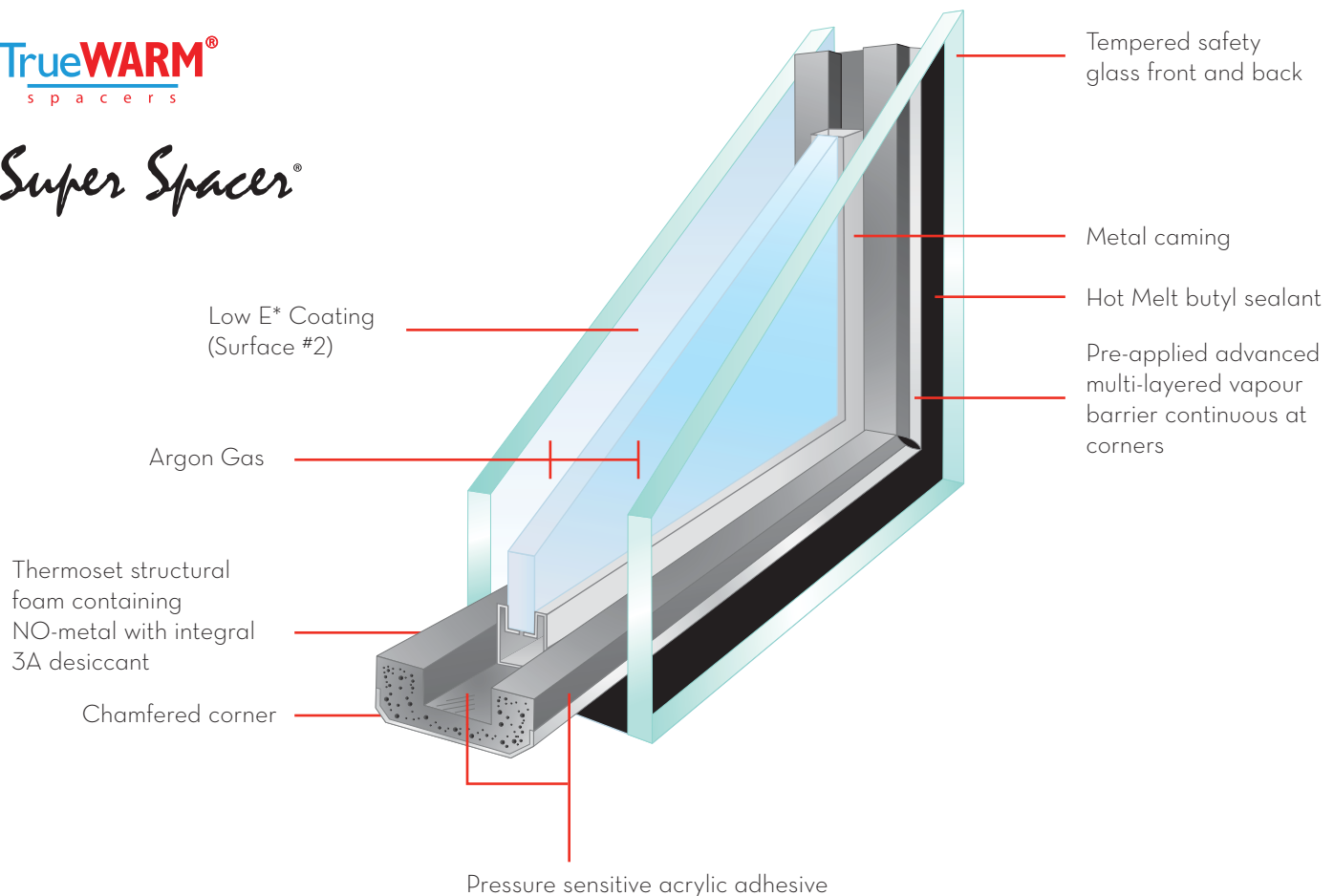
All Trimlite Decorative Doorlites are made with Super Spacer® Cushion Edge™, a flexible, U-shaped, silicone foam tape product used to wrap around and cushion our center decorative panel. Featuring a vapor barrier backing, the product used in combination with Hot Melt butyl, provides a superior Warm-Edge seal.

## PERFORMANCE FEATURES

- Warm-Edge Benefits: Superior silicone foam insulation, low thermal conductivity
- Silicone Foam Features: Excellent UV resistance and extreme temperature performance
- Dual-Seal Performance: Chamfered corners for increased sealant depth
- Tempered Safety Glass for your piece of mind
- Low E\* with Argon Gas for your comfort

**TrueWARM®**  
s p a c e r s

*Super Spacer®*



All Trimlite Doorlites are certified by the National Accreditation and Management Institute, Inc. (NAMI).

All Trimlite products are energy tested. Consult your dealer for specific energy ratings.

**Warranties:** Our products are covered by separate limited warranties. Please contact your dealer for more information.

SuperSpacer®, TrueWarm® and Cushion Edge™ are all registered trademarks of QUANNEX BUILDING PRODUCTS.

\*Our doorlites are available with Low E and Argon. However, some exceptions may apply. Contact your dealer for more details.



## MODERN FARMHOUSE

A balanced blend of modern and rustic, the Modern Farmhouse style continues to be a rising trend. We paired some of our favorite door and glass options that intelligently mix modern and traditional.



DRS29  
with 2248 Eastmont



DRF3F  
with 2215 Adelaide



DRS00  
with 2264  
Sable





## CONTEMPORARY


Contemporary homes reflect the architecture and design of today. They represent smart design and curb appeal. We selected several doors that we believe represent the ethos of now and can be loved forever.



DRS00  
with 2203 6-Lite  
Solution Series  
Sandblast



DRS00  
with 0806 5-Lite  
Sandblast



DRS00  
with 2264  
Granville



DRG40  
with 2264  
Perimeter



## CRAFTSMAN

Craftsman homes emphasize hand-worked touches and beautiful detailing. Popularized at the turn of the 20th Century, it remains a popular design aesthetic. We have recommended several door and glass options that give you the beautiful detailing a craftsman home requires.



DRS2B  
with 2236  
Artisan



DRG29  
with 2248  
Royston



DRS00  
with 2264  
Manhattan



DRG40  
with 2208  
Waterton



DRS3F  
with 2215  
Harlow





## TRADITIONAL

Traditional homes are comforting and classic. Their interiors are calm, orderly and familiar. Everything matches and is consistent. We suggest these doors for completing the look in a traditional home style and décor.



DRS20  
with 1842OV  
Star



DRG29  
with 2248  
Riverton



DRS40  
with 2236  
Niagara



DRG29  
with 2248  
Everton



DRS00  
with 2264  
Canterbury



Eastmont	0836*	2236*	0848	2248	0764*	2264	2215*	2208*
Patina	■	■	■	■	■	■	■	■

NOTE: Transom and custom sidelites are available. Contact your local dealer for more information.  
\*Available with Solution Series frame.

Glass size: 0764 / 2264 / 0764  
Door: Fiberglass DRS2980  
Sidelite: Fiberglass SLS3080 (8 Ft. Entry)





O836 / 2236 / O836



2215\*\*




O764 / 2208 / O764



O764 / 2264 / O764 with Transom



O848 / 2248 / O848



- Clear Bevels
- 1/2" Caming
- Sandblast


Patina

\*\* Shown in the Plastpro Shaker 3 panel fiberglass door.  
Available in 2/8, 2/10 & 3/0 x 6/8.



● Privacy Guide. See pages 4 and 5.

# Manhattan



Glass Size: 2236  
Door: Fiberglass DRS2B

Manhattan	0836*	2236*	0848	2248	0764*	2264	2215*	2210C
Patina	■	■	■	■	■	■	■	■


NOTE: Transom and custom sidelites are available. Contact your local dealer for more information. \*Available with Solution Series frame.



O848 / 2248 / O848



O836 / 2236 / O836 with Transom



Patina

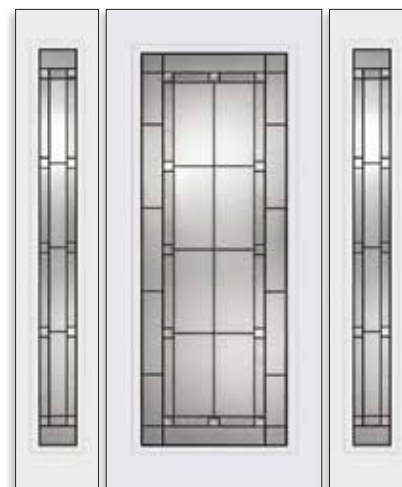
PRIVACY

8

● Privacy Guide. See pages 4 and 5.



2210C



O764 / 2264 / O764



2215\*

\* Shown in the Plastpro Shaker 3 panel fiberglass door. Available in 2/8, 2/10 & 3/0 x 6/8.




O848 / 2248 / O848



O836 / 2236 / O836



O764 / 2264 / O764 with Transom



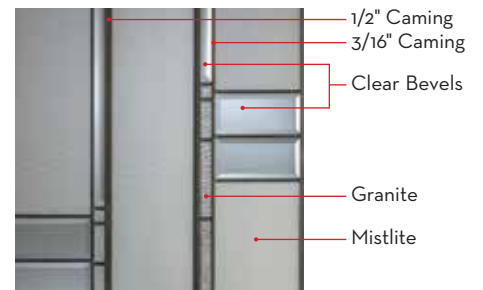
O764 / 2215\* / O764



Glass Size: 2264  
Door: Fiberglass DR500

Granville	0836*	2236*	0848	2248	0764*	2264	2215*
Patina	■	■	■	■	■	■	■

NOTE: Transom and custom sidelites are available. Contact your local dealer for more information. \*Available with Solution Series frame.



Patina

## PRIVACY 7

● Privacy Guide. See pages 4 and 5.

\* Shown in the Plastpro Shaker 3 panel fiberglass door. Available in 2/8, 2/10 & 3/0 x 6/8.



Glass Size: 2264  
Door: Fiberglass DRG40




O836 / 2236 / O836



O848 / 2248 / O848

Sullivan	0836*	2236*	0848	2248	0764*	2064	2264
Sandblast	■	■	■	■	■	■	■
NOTE: Transom and custom sidelites are available. Contact your local dealer for more information. *Available with Solution Series frame.							



Sandblast

Sandblast

3/4" Clear

PRIVACY 8

● Privacy Guide. See pages 4 and 5.



O764 / 2064 / O764





O848 / 2248 / O848



O836 / 2236 / O836



O764 / 2208 / O764



Glass Size: 2264  
Door: Fiberglass DRG40

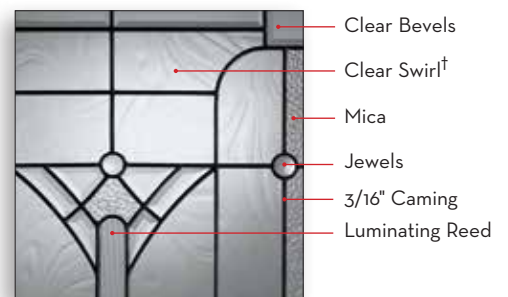
Waterton	O836*	2236*	O848	2248	O764*	2264	2208*
Patina	■	■	■	■	■	■	■

NOTE: Transom and custom sidelites are available. Contact your local dealer for more information. \*Available with Solution Series frame.

## PRIVACY 5

● Privacy Guide. See pages 4 and 5.

† Swirl glass often contains small bubbles/surface imperfections. They are not considered defects. See page 6 for more information.



Patina




Modena	0836*	2236*	0848	2248	0764*	2264	2215*
Patina	<input type="checkbox"/>	<input type="checkbox"/>	<input type="checkbox"/>	<input type="checkbox"/>	<input type="checkbox"/>	<input type="checkbox"/>	<input type="checkbox"/>
Zinc	<input checked="" type="checkbox"/>	<input checked="" type="checkbox"/>	<input checked="" type="checkbox"/>	<input checked="" type="checkbox"/>	<input checked="" type="checkbox"/>	<input checked="" type="checkbox"/>	<input checked="" type="checkbox"/>

NOTE: Transom and custom sidelites are available. Contact your local dealer for more information. \*Available with Solution Series frame.

Glass size: 0764 / 2264 Zinc  
Door: Fiberglass DR500  
Sidelite: Fiberglass SL500



2236 / 2236 Zinc




0764 / 2215 Patina (x3)



2264 / 0764 Patina




0848 / 2248 / 0848 with Transom Zinc




0764 / 2215\*\* / 0764 Patina

\*\* Shown in the Plastro Shaker 3 panel fiberglass door.  
Available in 2/8, 2/10 & 3/0 x 6/8.



Shown in Patina



Mainlites and Sidelites are reversible.  
Simply rotate the insert to create the  
look that works for you.

## PRIVACY 7

● Privacy Guide. See pages 4 and 5.



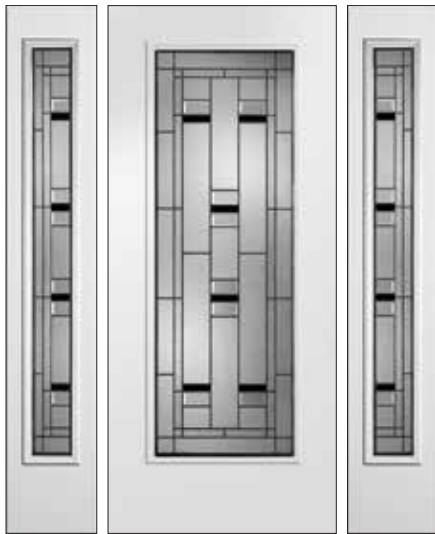


Hollister	0836*	2236*	0848	2248	0764*	2264	2215*
Patina	■	■	■	■	■	■	■

NOTE: Transom and custom sidelites are available. Contact your local dealer for more information. \*Available with Solution Series frame.

Glass size: 2264  
Door: Fiberglass DR500

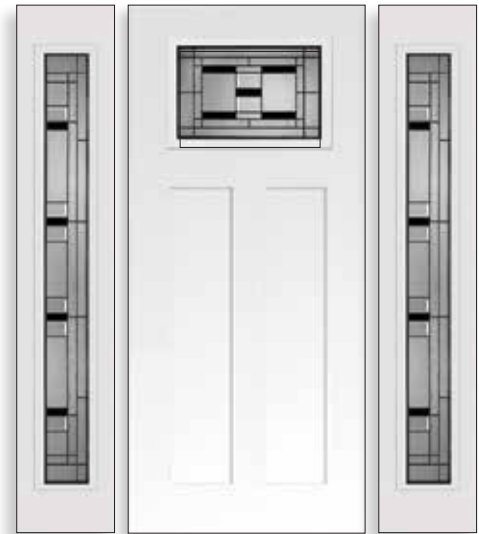




O764 / 2264 / O764



2215\*\*



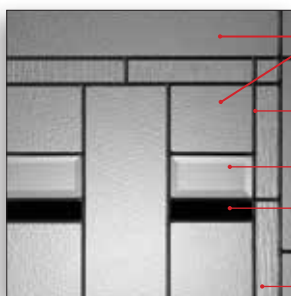
O764 / 2215\* / O764



O836 / 2236 / O836



Sidelites are reversible. Simply rotate the insert to create the look that works for you.



Patina



O848 / 2248 / O848 with Transom

\* Shown in the Plastpro Shaker 3 panel fiberglass door. Available in 2/8, 2/10 & 3/0 x 6/8.

\*\* Shown in Plastpro Fir Shaker 3 panel fiberglass door. Available in 2/8, 2/10 & 3/0 x 6/8.

PRIVACY

7

● Privacy Guide. See pages 4 and 5.

# Canterbury



Canterbury	0836*	2236*	0848	2248	0764*	2264	1842OV	2210C
Patina	■	■	■	■	■	■	■	■
NOTE: Transom and custom sidelites are available. Contact your local dealer for more information. *Available with Solution Series frame.								

Glass size: 0764 / 2264 / 0764  
with Transom  
Door: Fiberglass DRG40  
Sidelite: Fiberglass SLGOO





O836 / 2236 / O836



2210C

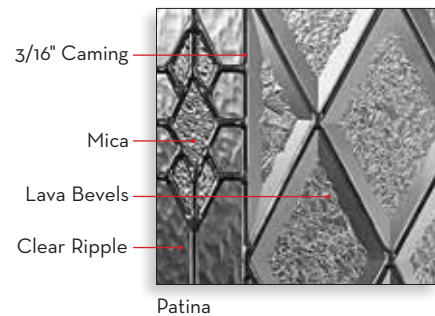


O848 / 2248 / O848



O764 / \*1842OV / O764

\*Shown in Plastpro DRS20 fiberglass door. Only available in 3/0 x 6/8.



## PRIVACY 8

● Privacy Guide. See pages 4 and 5.



Adelaide	0836*	2236*	0848	2248	0764*	2264	2215*	2515	2210C
Patina	■	■	■	■	■	■	■	■	■

NOTE: Transom and custom sidelites are available. Contact your local dealer for more information.  
\*Available with Solution Series frame.

Glass size: 2248  
Door: Fiberglass DRS29





O836 / 2236 / O836



2215\*\*



2515\* / O764



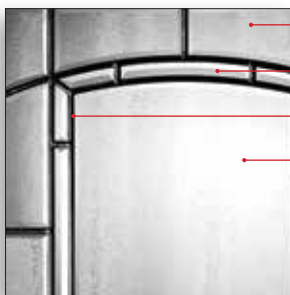
O848 / 2248 / O848



2210C



O764 / 2264 / O764 with Transom



Patina

- Sable Bevels
- Clear Bevels
- 3/8" Caming
- Sable Bevel

## PRIVACY 8

● Privacy Guide. See pages 4 and 5.

\* Shown in the Plastpro Craftsman 6 panel fiberglass door. Only available in 2/10 & 3/O x 6/8. Not available in steel. Optional matching Dentil Shelf available.

\*\* Shown in Plastpro Fir Shaker 3 panel fiberglass door. Available in 2/8, 2/10 & 3/O x 6/8.



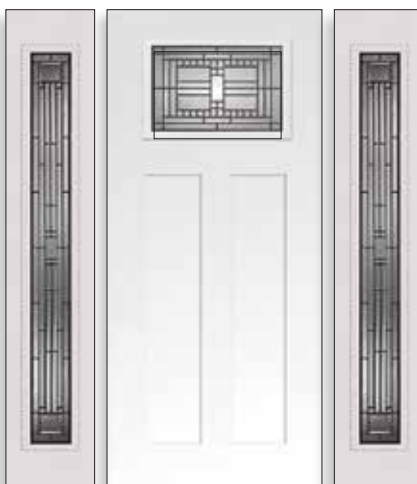
Glass size: 2248  
Door: Fiberglass DRS29

Artisan	0836*	2236*	0848	2248	0764*	2064	2264	0880	2280	2215*	2515
Patina	■	■	■	■	■	■	■	■	■	■	■

NOTE: Transom and custom sidelites are available. Contact your local dealer for more information.  
\*Available with Solution Series frame.



O836 / 2236



O764 / 2215\*\* / O764



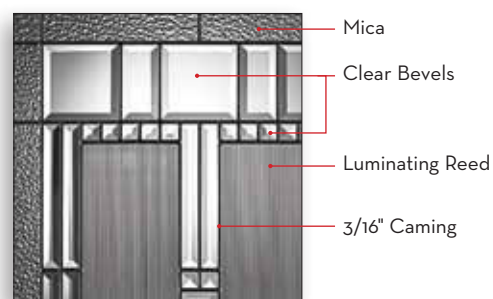
2515\* / O764



O848 / 2248 / O848 with Transom



O880 / 2280 / O880 (8ft entry)



Patina

Mica

Clear Bevels

Luminating Reed

3/16" Caming

\* Shown in the Plastpro Craftsman 6 panel fiberglass door. Only available in 2/10 & 3/0 x 6/8. Not available in steel. Optional matching Dentil Shelf available.

\*\* Shown in the Plastpro Shaker 3 panel fiberglass door. Available in 2/8, 2/10 & 3/0 x 6/8.

PRIVACY

7

● Privacy Guide. See pages 4 and 5.








Glass Niagara O848 / 2248 / O848 Zinc  
Door: DRS29  
Sidelite: SLS3E



O836 / 2236 / O836



2215\*\*



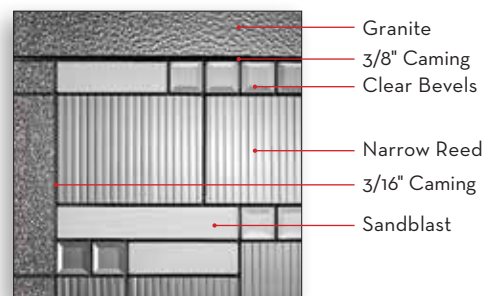
O764 / 2515\* / O764



O764 / 2264 / O764 with Transom



2248 / 2248



Patina

\* Shown in the Plastpro Craftsman 6 panel fiberglass door. Only available in 2/10 & 3/0 x 6/8. Not available in steel. Optional matching Dentil Shelf available.

\*\* Shown in the Plastpro Shaker 3 panel fiberglass door. Available in 2/8, 2/10 & 3/0 x 6/8.

PRIVACY 8

● Privacy Guide. See pages 4 and 5.





Harlow	0836*	2236*	0848	2248	0764*	2264	2215*	2515
Patina	■	■	■	■	■	■	■	■

Glass size: 0764 / 2264 / 0764  
 Door: Fiberglass DRSOO  
 Sidelite: Fiberglass SLSOO

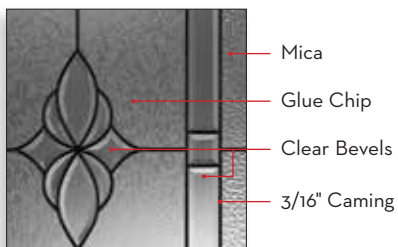
NOTE: Transom and custom sidelites are available. Contact your local dealer for more information.

\*Available with Solution Series frame.





\*Shown in Plastpro DRS20 fiberglass door.  
Only available in 3/O x 6/8.



Shown in Patina

	0718	0836*	2236*	0848	2248	0764*	1842OV	2210SB
Brass	■	■	■	■	■	■	■	■
Patina	■	■	■	■	■	■	■	■
Zinc	□	□	□	□	□	□	□	□

NOTE: Transom and custom sidelites are available. Contact your local dealer for more information.  
\*Available with Solution Series frame.

PRIVACY

7

● Privacy Guide. See pages 4 and 5.



Glass size: O764 / 1842OV / O764 Patina  
Door: Fiberglass DRS20\*  
Sidelite: Fiberglass SLSOO



O764 / O842RD\*\* / O764 Patina



O836 / 2236 / O836 Patina



O848 / 2248 / O848 Zinc



O764 / 2264 / O764 w/Transom Zinc

\*DRS20 only available in 3/0 x 6/8.

\*\*Shown in a steel door. Not available in fiberglass.

## PRIVACY

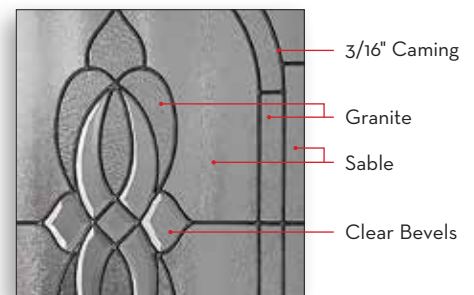
7

● Privacy Guide. See pages 4 and 5.

Everton	O836*	2236*	O848	2248	O764*	2264	842RD	1842OV
Patina	■	■	■	■	■	■	■	■
Zinc	□	□	□	□	□	□	□	□

NOTE: Transom and custom sidelites are available. Contact your local dealer for more information.

\*Available with Solution Series frame.



Shown in Patina





Glass size: 2248  
Door: Fiberglass DRS29

Lexington	0836*	2236*	0848	2248	0764*	2264	2208*	2215*	2515
Patina	■	■	■	■	■	■	■	■	■

NOTE: Transom and custom sidelites are available. Contact your local dealer for more information.  
\*Available with Solution Series frame.






2208 / O764



2264



2248 / O848



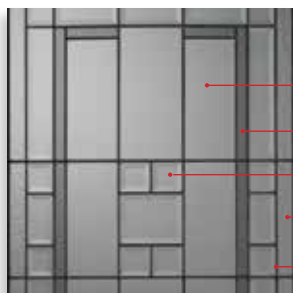
2215\*\*



O836 / 2236 / O836



O764 / 2515\* / O764 with Transom



Patina

- Drawn†
- Grey Ripple
- Clear Bevels
- Clear Ripple
- 3/16" Caming

## PRIVACY 5

● Privacy Guide. See pages 4 and 5.

\* Shown in the Plastpro Craftsman 6 panel fiberglass door. Only available in 2/10 & 3/0 x 6/8. Not available in steel. Optional matching Dentil Shelf available.

\*\* Shown in Plastpro Fir Shaker 3 panel fiberglass door. Available in 2/8, 2/10 & 3/0 x 6/8.

† Drawn glass often contains surface imperfections. They are not considered defects. See page 6 for more information.



Glass size: O764 / 2264 / O764  
with Transom  
Door: Fiberglass DRG40  
Sidelite: Fiberglass SLG60



2208

O764 / 2515\*



O836 / 2236

2215\*\*



O848 / 2248 / O848

## PRIVACY



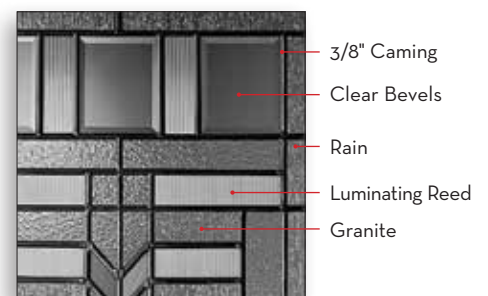
● Privacy Guide. See pages 4 and 5.

Royston	O836*	2236*	O848	2248	O764*	2264	2208*	2215*	2515
Patina	■	■	■	■	■	■	■	■	■

NOTE: Transom and custom sidelites are available. Contact your local dealer for more information.  
\*Available with Solution Series frame.

\* Shown in the Plastpro Craftsman 6 panel fiberglass door. Only available in 2/10 & 3/0 x 6/8.  
Not available in steel. Optional matching Dentil Shelf available.

\*\* Shown in the Plastpro Shaker 3 panel fiberglass door. Available in 2/8, 2/10 & 3/0 x 6/8.



Patina



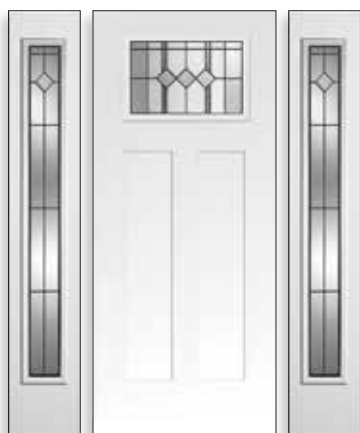
2515\*



2210C



Glass Size: O764 / 2264 / O764  
Door: Fiberglass DRG40  
Sidelites: SLG60



0764 / 2215\*\* / O764



0836 / 2236 / 0836



0764 / 2264 / O764



0848 / 2248 / 0848 with Transom

## PRIVACY

7

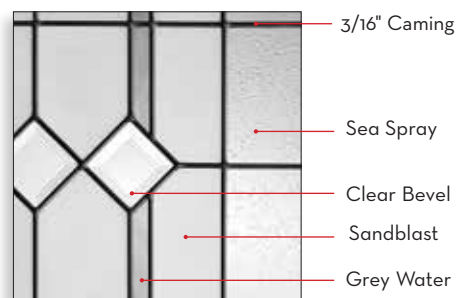
● Privacy Guide. See pages 4 and 5.

Auburn	0836*	2236*	0848	2248	0764*	2264	2215*	2515	2210C
Patina	■	■	■	■	■	■	■	■	■

NOTE: Transom and custom sidelites are available. Contact your local dealer for more information.  
\*Available with Solution Series frame.

\* Shown in the Plastpro Craftsman 6 panel fiberglass door. Only available in 2/10 & 3/0 x 6/8.  
Not available in steel. Optional matching Dentil Shelf available.

\*\* Shown in the Plastpro Shaker 3 panel fiberglass door. Available in 2/8, 2/10 & 3/0 x 6/8.



Patina

3/16" Caming

Sea Spray

Clear Bevel

Sandblast

Grey Water





Glass Size: 2264  
Door: Fiberglass DRSOO  
(shown with custom  
transom and sidelite)

Perimeter	0836*	2236*	0848	2248	0764*	2064	2264	0880	2280	2203*	2208*	2215*	2217*	2515
Sandblast	■	■	■	■	■	■	■	■	■	■	■	■	■	■

NOTE: Transom and custom sidelites are available. Contact your local dealer for more information.  
\*Available with Solution Series frame.



2203 (x6)



O764 / 2215\*\* / O764



2217 (x3)



O848 / 2248 / O848



O836 / 2236




2208



O880 / 2280 / O880 (8ft entry)



O764 / 2515\*



Sandblast

3/4" Clear Glass Edge  
(Note: May vary depending on frame choice.)

Sandblast



● Privacy Guide. See pages 4 and 5.

\* Shown in the Plastpro Craftsman 6 Panel fiberglass. Only available in 2/10 & 3/0 x 6/8.  
Not available in steel. Optional matching Dentil Shelf available.

\*\* Shown in the Plastpro Shaker 3 Panel fiberglass door. Available in 2/8, 2/10 & 3/0 x 6/8



Glass size: 2248  
Door: Fiberglass DRG29

Pinehurst	0848	2248	0764	2064	2264
Forged Iron	■	■	■	■	■


NOTE: Transom and custom sidelites are available.  
Contact your local dealer for more information.



0764 / 2264 / 0764 with Transom



0848 / 2248 / 0848



3/8" Square Bar

Castlite

Forged Iron

PRIVACY 9

● Privacy Guide. See pages 4 and 5.





Glass size: 2264 / 2264  
Door: Fiberglass DRSOO



Mainlites and Sidelites are reversible. Simply rotate the insert to create the look that works for you.

3/8" Round Bar

Sandblast



Forged Iron



0848 / 2248



2264 / 0764



2248 / 2248 with Transom

PRIVACY

9

● Privacy Guide. See pages 4 and 5.



Verona	0848	2248	0764	2264
Forged Iron	■	■	■	■

NOTE: Transom and custom sidelites are available. Contact your local dealer for more information.

Glass size: O764 / 2515\* / O764  
Door: Fiberglass DRG6C w/ Dentil shelf  
Sidelite: Fiberglass SLG6O

PRIVACY 8

● Privacy Guide.  
See pages 4 and 5.



2215\*\*



2236 / O836



2064 or 2264



2248 / O848

Riverton	0836*	2236*	0848	2248	0764*	2064	2264	2215*	2515
V-Groove	<input type="checkbox"/>	<input type="checkbox"/>	<input type="checkbox"/>	<input type="checkbox"/>	<input type="checkbox"/>	<input type="checkbox"/>	<input type="checkbox"/>	<input type="checkbox"/>	<input type="checkbox"/>
NOTE: Transom and custom sidelites are not available for this design. *Available with Solution Series frame.									

\* Shown in the Plastpro Craftsman 6 panel fiberglass door. Only available in 2/10 & 3/0 x 6/8. Not available in steel. Optional matching Dentil Shelf available.

\*\* Shown in the Plastpro Shaker 3 panel fiberglass door. Available in 2/8, 2/10 & 3/0 x 6/8.



O836 / 2236 / O836 with Transom Brass




O764 / \*1842OV / O764 Zinc



2248 Zinc

▲ Glass size: O848 / 2248 Zinc  
Door: Fiberglass DRS29  
Sidelite: Fiberglass SLS3E

\*Shown in Plastpro DRS20 fiberglass door. Only available in 3/0 x 6/8.



Glue Chip  
Clear Bevels  
3/16" Caming

Shown in Brass

PRIVACY 4

● Privacy Guide. See pages 4 and 5.

Star	O836*	2236*	O848	2248	O764*	1842OV
Brass	■	■	■	■	■	■
Zinc	□	□	□	□	□	□

NOTE: Transom and custom sidelites are available. Contact your local dealer for more information. \*Available with Solution Series frame.



## BALANCING PRIVACY AND DESIGN

Retro is defined as remaking the past. Our Retro Series is an extension of our 1-Lite French Doors that have been remade specifically for our Exterior Doors. We selected our glass designs that balance privacy and design, as we believe your doorlite should always be elegant and safe.

Our glass designs pair perfectly with our standard frame options. And, like decorative designs, these come standard with Low-E and Argon for additional energy efficiency. Although these products may seem new, they are remade for you.

Glass: 2264 Chords  
Door: Fiberglass DRSOO

## GLASS SIZES



O836




2236



O848



2248




2208




O764



2064/2264



\*\*2215



\*2515



2217 (x3)

## GLASS OPTIONS



Clear 1



Chords 8



Mistlite 8



Narrow Reed 8



Roof Top 8



Sable 8



Sandblast 9



Screen Dot 7

\* Shown in the Plastpro Craftsman 6 panel fiberglass door. Only available in 2/10 & 3/0 x 6/8. Not available in steel.  
 \*\* Shown in the Plastpro Shaker 3 panel fiberglass door. Available in 2/8, 2/10 & 3/0 x 6/8.

## AT THE INTERSECTION OF FORM AND FUNCTION

Thoughtful, clean lines, simple design, and peace of mind. These guiding principles inspired us to create the Solution Series. Offering a selection of glass textures in sizes that allow your door to be the star.

A perfect complement to the glass is our Solutions Frame. Our unique design eliminates any screw holes, so you don't have to worry about gaps or screw plugs. Our patented\* technology uses a compression seal and interlocking joints to adhere to your door, creating a powerful bond. The frame is built to resist warping and melting in high heat areas so it can be used with any color finish. Our textured frame comes in two colors to match any stain or paint.

Glass Size: 2208 Roof Top (x5)  
Door: DRS00



# Solution Series - Door Design Options



## PRODUCT FEATURES

- Available in white or tan
- Shaker style low profile
- No screws, plugs, or holes
- Textured vertical grain pattern
- Patented frame system
- Connects modern, craftsman, or mid-century architectural styles
- Available in 10 sizes -- O764, O806, O808, O836, 2203, 2208, 2210, 2215, 2217 and 2236. 2215 size also available with 3-Lite and 6-Lite SDL Bars.

## FRAME DETAIL

### Side Profile



## PATENTED FRAME DESIGN



### Front Profile



# Solution Series - Size and Glass Options

Select from one of our designs, or create your own. (Doors shown are 6/8 in height.)

## DOORLITE SIZES



O764



O806



O808




2203



2208 or 2210



2215 or 2217



2215  
3-Lite\*



2215  
6-Lite\*



O836 (x2)



2236

Note: Design layouts for 8/0 doors available. Contact your dealer for more information. \*External bars.

## GLASS OPTIONS



Clear 1



Chords 8



Mistlite 8



Narrow Reed 8



Roof Top 8



Sable 8



Sandblast 9



Screen Dot 7



Glass size: 2203 Clear (x6)  
Door: Fiberglass DRSOO



# Internal Blinds Between Glass



Glass size: 2280 / 2280 (8 ft. entry)  
Door: Fiberglass DRSOO

## MAINLITES



2036 or 2236



2248



2064 or 2264



2080 or 2280 (8ft entry)

## SIDELITES



O836



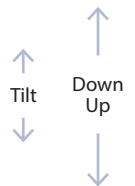
O848



O764 or O864



O880  
(8 ft. entry)



PRIVACY ☐ 0 - ☐ 10

## BENEFITS

- Blinds between glass require no dusting
- No exposed cords
- One control system provides raise/lower AND tilt options in one easy operator design
- 12.5mm white slats

# Venting Doorlites



Glass size: 2064  
Door: Fiberglass DRSOO



# Venting Doorlites “EZ” Lift



Our EZ Lift vent incorporates a spring assist, making it very easy to operate. No more bending down. Simply unlock, and adjust.

- All precision injection molded parts
- Spring assist for easy operation
- Maintenance free
- Cam lock for your piece of mind
- Removable screen
- Full half vent for maximum air flow



Locking Latch



Window Handle for Easy Operation



2248



2064



2264

Note: “EZ” Vent only available in sizes shown.

## HALF VENT



2036 or 2236 Clear

1



2236 Internal Grid\* 12L

1



2236\* Rain

9

- All precision injection molded parts
- Ergonomic handle design combines functionality with a modern look
- Reinforced latch system allows for travel free operation
- Removable screen

\*Note: Contact your dealer for a complete list of grid and glass options available in your area.



## VENTING EXTENSIONS

Now you take our standard half vent and make it into a full view insert by adding our unique Venting Extension.



2236 with Extension

1

- Extensions interlocks with our 2236 creating a full view doorlite
- Venting in middle of door allows for easier operation
- No more damaged screens from pets

# Venting Doorlite - Options



We now offer our venting products with a twist...Black exterior and White interior! Our exterior components are not painted. All parts are moulded using 100% black material, ensuring durability and performance. Now you can create a more dramatic look, without compromise.



Outside



2064\*/2264\*

\*Featuring "EZ" Lift



2248\*



2236



Inside



## CLEAR ONE LITE



O718



O836



2236



O848



2248



O764



2064



2264



2208



2215\*



221OSB



O880 (8ft)



2080 (8ft)



2280 (8ft)



2236 One Lite

## Want privacy in your doorlite... Consider these obscure glass options

NOTE: Obscure options are special order. Please contact your dealer for more information.



Delta Frost 9



Glue Chip 8



Pinhead (P516) 9



Rain 9

## TRADITIONAL



2236 9L

O836 3L

2236 9L

O848 4L

2248 12L

O764 5L

2064 15L

2264 15L

2215\*\* 3L

2215\*\* 6L

\*\*Shown in the Plastpro Shaker 3 panel fiberglass door. Available in 2/8, 2/10 & 3/0 x 6/8.



2248 12L White Internal Grid

## PRAIRIE



2236 9L

O836 6L

2236 9L

O848 6L

2248 9L

O764 6L

2064 9L

2264 9L

## STANDARD GRIDS

Indicate bar preference when ordering.



5/8" x 1/4"  
Flat Bar White



## Need more performance in your doorlite... Consider Cardinal LoE²-272 Glass

Available in the clear and white internal grid options, the insulating value of Cardinal's **LoE²-272** patented coating is nearly double that of an ordinary insulated glass unit. In winter, **LoE²-272** reflects heat back into the room. In summer, it rejects the sun's heat and damaging UV rays. The coating is virtually invisible to the eye yet blocks 84% of the sun's harmful ultraviolet rays. In fact, **LoE²-272** is the clearest, highest performing glass you can buy.

Some items are special order. For a complete list of sizes, glass and grid options available in your area, contact your dealer for more information.

## SPECIAL ORDER GRIDS









































Additional grid options available in various colours, sizes and patterns, contact your dealer for more information.



764 / 2064 or 2264 / 764 White Internal Grid

# Mix and Match

Design your entrance using the following suggestions as your guide. Contact your dealer for more information.

DOOR	SIDELITE OPTIONS	DOOR	SIDELITE OPTIONS
 O718	 O836  O764	 2080 or 2280	 O880
 O836x2	 O836  O764	 2208 or 2210	 O836  O764
 2036 or 2236	 O836  O764	 2215 or 2217	 O764
 O848x2	 O848  O764	 2515	 O764
 2248	 O848  O764	 O842RD	 O764
 O764x2	 O764	 1842OV	 O764
 2064 or 2264	 O764	 2210C	 O836  O764
 O880x2	 O880	 2210SB	 O836  O764

 Indicates an 8-foot High Entrance

**RD:** Round Top **OV:** Oval **SB:** Sunburst Top **C:** Camber Top




Our complete series of “Elite” frames, whether injection moulded or extruded PVC, all have a matching woodgrain with a low profile and screw plug system.

Our Colonial “Plus” PVC frame profile is raised with a smooth (white) or woodgrain (tan) surface. It also comes with the continuous screw strip cover feature.

Our Mid-Century Modern (MCM) frame profile features a clean, contemporary look. It also comes with the continuous screw strip cover feature.

Our Solutions frame, featuring our patented\* compression seal technology, eliminates the need for screws, ensuring a seamless profile. \*US Patent Number 9,617,779

For a more detailed breakdown of our different frame options, please refer to the following:



**ELITE WHITE FRAME** - This is our Standard Maintenance Free White Frame

(Does not require painting). Specifications are:

Construction - Injected Moulded Low Profile

Surface - Woodgrain

Material - White Polypropylene or White PVC

Glazing Material - White foam adhesive on both channels

(frame to glass & frame to door) or rubber gasket (PVC)

Plugs - Used to cover screw holes

**Note: 18420V has a raised profile.**



**ELITE TAN FRAME** - This is our Standard Frame for Painting or Staining.

Specifications as follows:

Construction - Injected Moulded Low Profile

Surface - Woodgrain

Material - TAN PC/ABS or Tan PVC

Glazing Material - Foam tape on both channels (black two sided tape frame to glass & white one sided tape frame to door) or rubber gasket (PVC)

Plugs - Used to cover screw holes

**Note: 18420V has a raised profile.**



**COLONIAL “PLUS” PVC FRAME** - This is our Raised Profile PVC Frame.

Specifications as follows:

Construction - Extruded Raised Profile w/mechanical joints (glued)


Surface - Smooth (White) or Woodgrain (Tan)

Material - White PVC (does not require painting) or Tan PVC (for staining or painting)

Glazing Material - Co-Extruded colour matched rubber gasket on both channels (frame to glass & frame to door)

Strips - Continuous strips to cover screw holes

**Note: Not available in round tops and ovals.**



**MCM PVC FRAME** - This is our Flat Profile PVC Frame. Specifications as follows:

Construction - Extruded Flat Profile w/mechanical joints (glued)

Surface - Smooth (White)

Material - White PVC (does not require painting)

Glazing Material - Co-Extruded colour matched rubber gasket on both channels (frame to glass & frame to door)

Strips - Continuous strips to cover screw holes

**Note: Not available in round tops and ovals.**



**SOLUTION SERIES FRAME** - This is our Flat Profile ABS Frame. Specifications as follows:

Construction - Injected Moulded Flat Low Profile

Surface - Woodgrain

Material - White ABS (for painting) or Tan ABS (for staining)

Glazing Material - Foam tape on both channels (black two sided tape frame to glass & white one-sided tape frame to door)

Screwless Frame - No screws, no screw plugs, no screw strips

Sizes - 0764, 0806, 0808, 0836, 2203, 2208, 2210, 2217, 2236, 2215 (1-Lite, 3-Lite, & 6-Lite) Only.

# Frame Profiles


Our complete series of “Elite” frames, whether injection moulded or extruded PVC, all have a matching woodgrain with a low profile and screw plug system.

Our Colonial “Plus” PVC frame profile is raised with a smooth (white) or woodgrain (tan) surface. It also comes with the continuous screw strip cover feature.

Our Mid-Century Modern (MCM) frame profile features a clean, contemporary look. It also comes with the continuous screw strip cover feature.

Our Solutions frame, featuring our patented\* compression seal technology, eliminates the need for screws, ensuring a seamless profile. \*US Patent Number 9,617,779

For a more detailed breakdown of our different frame options, please refer to the following:




**ELITE WHITE FRAME** - This is our Standard Maintenance Free White Frame (Does not require painting). Specifications are:  
Construction - Injected Moulded Low Profile  
Surface - Woodgrain  
Material - White Polypropylene or White PVC  
Glazing Material - White foam adhesive on both channels (frame to glass & frame to door) or rubber gasket (PVC)  
Plugs - Used to cover screw holes  
**Note: 18420V has a raised profile.**



**ELITE TAN FRAME** - This is our Standard Frame for Painting or Staining. Specifications as follows:  
Construction - Injected Moulded Low Profile  
Surface - Woodgrain  
Material - TAN PC/ABS or Tan PVC  
Glazing Material - Foam tape on both channels (black two sided tape frame to glass & white one sided tape frame to door) or rubber gasket (PVC)  
Plugs - Used to cover screw holes  
**Note: 18420V has a raised profile.**



**COLONIAL “PLUS” PVC FRAME** - This is our Raised Profile PVC Frame. Specifications as follows:  
Construction - Extruded Raised Profile w/mechanical joints (glued)  
Surface - Smooth (White) or Woodgrain (Tan)  
Material - White PVC (does not require painting) or Tan PVC (for staining or painting)  
Glazing Material - Co-Extruded colour matched rubber gasket on both channels (frame to glass & frame to door)  
Strips - Continuous strips to cover screw holes  
**Note: Not available in round tops and ovals.**



**MCM PVC FRAME** - This is our Flat Profile PVC Frame. Specifications as follows:  
Construction - Extruded Flat Profile w/mechanical joints (glued)  
Surface - Smooth (White)  
Material - White PVC (does not require painting)  
Glazing Material - Co-Extruded colour matched rubber gasket on both channels (frame to glass & frame to door)  
Strips - Continuous strips to cover screw holes  
**Note: Not available in round tops and ovals.**



**SOLUTION SERIES FRAME** - This is our Flat Profile ABS Frame. Specifications as follows:  
Construction - Injected Moulded Flat Low Profile  
Surface - Woodgrain  
Material - White ABS (for painting) or Tan ABS (for staining)  
Glazing Material - Foam tape on both channels (black two sided tape frame to glass & white one-sided tape frame to door)  
Screwless Frame - No screws, no screw plugs, no screw strips  
Sizes - 0764, 0806, 0808, 0836, 2203, 2208, 2210, 2217, 2236, 2215 (1-Lite, 3-Lite, & 6-Lite) Only.

# Size Specifications

Please refer to the following guide to confirm what sizes are available in our different product choices. Contact your dealer for product availability in your area.

NAME		PAGE	SIZES																														
			O718	O836	2236	O848	2248	O764	2064	2264	2203	O806	O808	2215 (3-lite)	2215 (6-lite)	O880 (8ft)	2280 (8ft)	2208	2210	2217	2215	2515	O842RD	1842OV	2210SB	2210C	Transom	Brass	Patina	Zinc	Forged Iron	Privacy	
DECO SERIES	Adelaide	24		■	■	■	■	■		■											■	■				■	■		■			8	
	Artisan	26		■	■	■	■	■	■	■						■	■				■	■					■		■			7	
	Auburn	37		■	■	■	■	■		■											■	■				■	■		■			7	
	Cantebury	22		■	■	■	■	■		■														■		■	■		■			8	
	Eastmont	12		■	■	■	■	■		■								■			■						■		■			8	
	Everton	38		■	■	■	■	■		■														■	■			■		■		7	
	Granville	15		■	■	■	■	■		■											■						■		■			7	
	Harlow	30		■	■	■	■	■		■											■	■					■		■			8	
	Hollister	20		■	■	■	■	■		■											■						■		■			7	
	Lexington	34		■	■	■	■	■		■									■			■	■				■		■			5	
	Manhattan	14		■	■	■	■	■		■											■						■	■		■			8
	Modena	18		■	■	■	■	■		■											■						■		■	■		7	
	Niagara	32	■	■	■	■	■	■																■	■		■	■	■	■		7	
	Perimeter	38		■	■	■	■	■	■	■	■					■	■	■		■	■	■					■						8
	Pinehurst	40				■	■	■	■	■																	■				■		9
	Riverton	42		■	■	■	■	■	■	■												■	■										8
	Royston	36		■	■	■	■	■		■								■				■	■				■		■				8
	Star	43		■	■	■	■	■																■			■	■		■			4
	Sullivan	16		■	■	■	■	■	■	■																	■						8
	Verona	41				■	■	■		■																	■					■	9
Waterton	17		■	■	■	■	■		■								■									■		■				5	
SOLUTION / RETRO SERIES	Chords	45,48		■	■	■	■	■	■	■	■	■	■	■	■			■	■	■	■						■						8
	Mistlite	45,48		■	■	■	■	■	■	■	■	■	■	■	■			■	■	■	■						■						8
	Narrow Reed	45,48		■	■	■	■	■	■	■	■	■	■	■	■			■	■	■	■						■						8
	Roof Top	45,48		■	■	■	■	■	■	■	■	■	■	■	■			■	■	■	■						■						8
	Sandblast	45,48		■	■	■	■	■	■	■	■	■	■	■	■			■	■	■	■						■						9
	Sable	45,48		■	■	■	■	■	■	■	■	■	■	■	■			■	■	■	■						■						8
	Screen Dot	45,48		■	■	■	■	■	■	■	■	■	■	■	■			■	■	■	■						■						7

Transoms: Available as special order for Decorative, Retro and Solutions Series. Exceptions Noted. Please contact your dealer for more information.

Note: Due to ongoing product development we reserve the right to make changes in design, materials and specifications without notice.





Glass Size: 2280 (x 2) Perimeter  
Door: Fiberglass DRS0080 (8 Ft. Entry)

## Canada

### WEST SURREY, BC

T 604.533.4111  
TF 877.933.4111  
F 604.533.2026

### EAST BURLINGTON, ON

T 905.335.1559  
TF 888.335.1559  
F 905.248.3757



**FACTORYDIRECT**  
Portes et fenêtres Windows & Doors

## USA

**WEST  
RENTON, WA**  
T 425.251.8685  
TF 800.929.3371

**EAST  
ASHTABULA, OH**  
TF 800.929.3371



**TRIMLITE**

[www.trimlite.com](http://www.trimlite.com)  
[info@trimlite.com](mailto:info@trimlite.com)